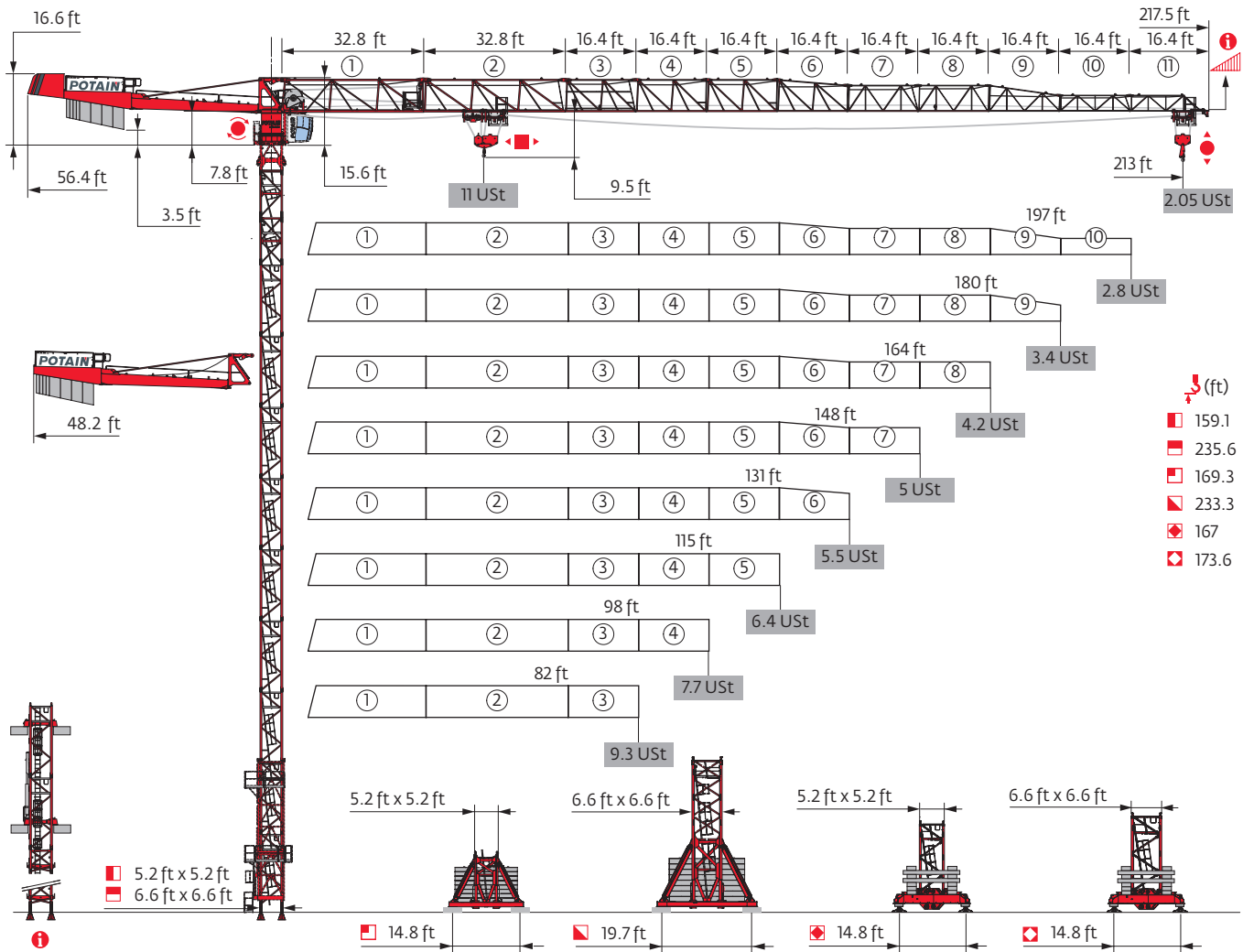


MDT 219 J10



Potain Plus Power Control Top Site Top Tracing 3

The block contains five logos: Potain Plus (P+), Power Control (kVA), CraneSTAR Diag, Top Site, and Top Tracing 3.

Mast - Reactions

5.2 ft City - ZD 4230

Height (ft)	82	98	115	131	148	164	180	197	213
Height (ft)	150.6	150.6	155.8	150.6	150.6	150.6	145	145	145
Height + P+ (ft)	150.6	150.6	155.8	150.6	150.6	150.6	145	145	145
6.6 ft	0	0	2	0	0	0	1	1	1
10.9 ft	9	9	8	9	9	9	8	8	8
16.4 ft	9	9	8	9	9	9	8	8	8
FI (Ust)	● 78	79	81	79	81	82	82	83	84
	■ 71	71	77	72	75	76	75	78	81

5.2 ft City - ZD 463

Height (ft)	82	98	115	131	148	164	180	197	213
Height (ft)	167	167	167	161.4	161.4	155.8	150.6	155.8	155.8
Height + P+ (ft)	167	167	167	161.4	161.4	155.8	150.6	155.8	155.8
6.6 ft	0	0	0	1	1	2	0	2	2
10.9 ft	10	10	10	9	9	8	9	8	8
16.4 ft	10	10	10	9	9	8	9	8	8
FI (Ust)	● 85	86	86	85	87	85	85	89	90
	■ 84	84	85	82	85	82	80	88	93

5.2 ft - P 41A

Height (ft)	82	98	115	131	148	164	180	197	213
Height (ft)	159.1	159.1	159.1	153.5	153.5	148	148	148	148
Height + P+ (ft)	159.1	159.1	159.1	153.5	153.5	148	148	148	148
6.6 ft	1	1	1	1	1	1	1	1	1
10.9 ft	2	2	2	0	0	1	1	1	1
16.4 ft	8	8	8	9	9	8	8	8	8
F2 (Ust)	● 138	139	140	138	140	138	142	144	146
	■ 159	158	161	150	152	146	153	161	168
F3 (Ust)	● 104	103	103	101	102	100	104	105	107
	■ 130	128	130	118	120	113	120	127	135

5.2 ft - S 41A

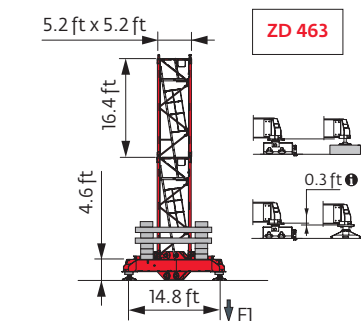
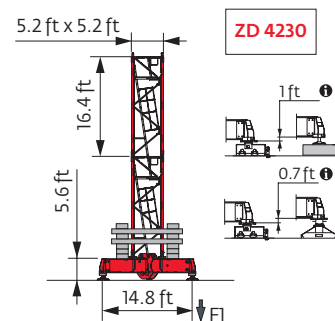
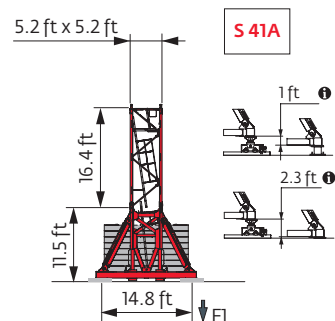
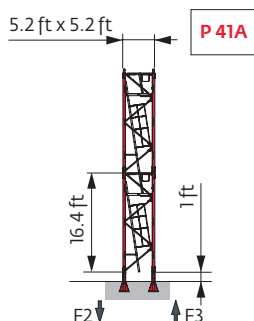
Height (ft)	82	98	115	131	148	164	180	197	213
Height (ft)	169.3	164	164	164	158.5	158.5	152.9	152.9	152.9
Height + P+ (ft)	169.3	164	164	164	158.5	158.5	152.9	152.9	152.9
6.6 ft	1	1	1	1	1	1	1	1	1
10.9 ft	2	0	0	0	1	1	2	2	2
16.4 ft	8	9	9	9	8	8	7	7	7
FI (Ust)	● 90	87	88	89	89	90	90	90	91
	■ 100	90	92	93	89	90	90	94	99

5.2 ft - ZD 4230

Height (ft)	82	98	115	131	148	164	180	197	213
Height (ft)	146	146	146	146	146	146	140.8	140.8	140.8
Height + P+ (ft)	146	146	146	146	146	146	140.8	140.8	140.8
6.6 ft	1	1	1	1	1	1	1	1	1
10.9 ft	2	2	2	2	2	2	0	0	0
16.4 ft	7	7	7	7	7	7	8	8	8
FI (Ust)	● 79	80	81	81	82	83	83	83	84
	■ 75	75	76	77	78	79	77	80	84


5.2 ft - ZD 463

Height (ft)	82	98	115	131	148	164	180	197	213
Height (ft)	162.4	162.4	157.2	157.2	157.2	151.6	146	146	146
Height + P+ (ft)	162.4	162.4	157.2	157.2	157.2	151.6	146	146	146
6.6 ft	1	1	1	1	1	1	1	1	1
10.9 ft	2	2	0	0	0	1	2	2	2
16.4 ft	8	8	9	9	9	8	7	7	7
FI (Ust)	● 87	88	84	86	87	85	86	86	87
	■ 92	91	84	86	87	84	83	87	92




6.6 ft - P 602B


Height (ft)	82	98	115	131	148	164	180	197	213
Height (ft)	235.6	235.6	235.6	230	230	230	230	224.7	219.2
Height/P ₊ (ft)	235.6	235.6	235.6	230	230	230	230	224.7	219.2
Tower Height	6.6 ft	1	1	1	1	1	1	1	1
	10.9 ft	0	0	0	1	1	1	2	0
	16.4 ft	14	14	14	13	13	13	12	13
F2 (Ust)	● 175	176	176	175	177	179	184	182	178
	■ 336	335	338	327	330	332	338	331	320
F3 (Ust)	● 130	130	129	128	129	130	135	133	129
	■ 296	295	297	285	287	288	293	287	277

6.6 ft - V 60A - 

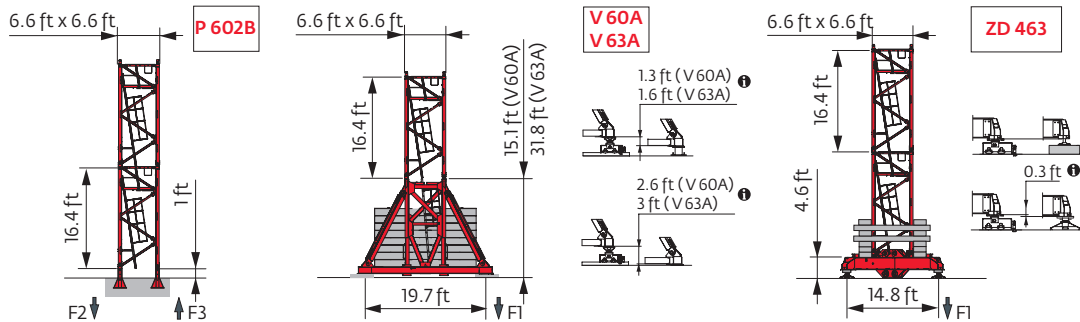
Height (ft)	82	98	115	131	148	164	180	197	213
Height (ft)	211.3	211.3	211.3	211.3	211.3	211.3	206	206	200.5
Height/P ₊ (ft)	211.3	211.3	211.3	211.3	211.3	211.3	206	206	200.5
Tower Height	6.6 ft	1	1	1	1	1	1	1	1
	10.9 ft	1	1	1	1	1	2	2	0
	16.4 ft	11	11	11	11	11	10	10	11
F1 (Ust)	● 102	102	103	104	105	106	106	106	105
	■ 144	144	145	146	147	148	145	149	144

6.6 ft - V 63A - 

Height (ft)	82	98	115	131	148	164	180	197	213
Height (ft)	233.3	233.3	233.3	233.3	233.3	233.3	233.3	228	228
Height/P ₊ (ft)	233.3	233.3	233.3	233.3	233.3	233.3	233.3	228	228
Tower Height	6.6 ft	1	1	1	1	1	1	1	1
	10.9 ft	0	0	0	0	0	0	1	1
	16.4 ft	12	12	12	12	12	12	11	11
F1 (Ust)	● 122	122	123	124	125	126	127	127	127
	■ 179	178	180	181	182	183	186	183	187

6.6 ft - ZD 463 - 

Height (ft)	82	98	115	131	148	164	180	197	213
Height (ft)	173.6	173.6	173.6	173.6	173.6	173.6	168	162.4	162.4
Height/P ₊ (ft)	173.6	173.6	173.6	173.6	173.6	173.6	168	162.4	162.4
Tower Height	6.6 ft	1	1	1	1	1	1	1	1
	10.9 ft	0	0	0	0	0	1	2	2
	16.4 ft	10	10	10	10	10	9	8	8
F1 (Ust)	● 103	102	102	103	104	105	104	103	105
	■ 132	130	132	133	135	136	132	130	135



Note: When "ASCE" is noted in this data sheet it is referring to 115 mph Wind Zone, Exposure B, Design Wind Speed = 98 mph. See back cover for design wind speed calculations.

Anchorage



Base ballast

USt / 5.2 ft City - ZD 4230

RAIL (ft)	82	98	115	131	148	164	180	197	213
155.8	93.7								
150.6	93.7	93.7	88.2	88.2	93.7	93.7			
145	88.2	88.2	82.7	88.2	88.2	88.2	93.7	93.7	93.7
128.6	77.2	77.2	77.2	77.2	77.2	77.2	77.2	77.2	71.7
112.2	71.7	71.7	71.7	71.7	71.7	66.1	66.1	66.1	66.1
95.8	71.7	71.7	71.7	71.7	71.7	66.1	66.1	60.6	60.6
79.4	71.7	71.7	71.7	71.7	71.7	66.1	66.1	60.6	60.6
63	71.7	71.7	71.7	71.7	71.7	66.1	66.1	60.6	60.6

USt / 5.2 ft - S 41A

RAIL (ft)	82	98	115	131	148	164	180	197	213
169.3	112.4								
164	105.8	105.8	105.8	105.8					
158.5	105.8	105.8	99.2	105.8	105.8	105.8			
152.9	99.2	99.2	99.2	99.2	99.2	99.2	105.8	105.8	105.8
136.5	86	86	86	86	86	86	86	86	86
120.1	72.8	72.8	72.8	72.8	72.8	72.8	72.8	72.8	72.8
103.7	66.1	66.1	66.1	66.1	66.1	66.1	59.5	59.5	66.1
87.3	66.1	66.1	66.1	66.1	66.1	59.5	59.5	59.5	59.5
70.9	66.1	66.1	66.1	66.1	66.1	59.5	59.5	59.5	59.5

USt / 5.2 ft - ZD 463

RAIL (ft)	82	98	115	131	148	164	180	197	213
162.4	104.7 104.7								
157.2	99.2	99.2	93.7	99.2	99.2				
151.6	93.7	93.7	93.7	93.7	93.7	93.7			
146	88.2	88.2	88.2	88.2	88.2	88.2	93.7	93.7	93.7
129.6	77.2	77.2	77.2	77.2	71.7	77.2	77.2	77.2	77.2
113.2	66.1	66.1	66.1	66.1	66.1	66.1	66.1	66.1	66.1
97.1	66.1	66.1	66.1	66.1	66.1	66.1	66.1	66.1	66.1
80.7	66.1	66.1	66.1	66.1	66.1	66.1	66.1	66.1	66.1
64.3	66.1	66.1	66.1	66.1	66.1	66.1	66.1	66.1	66.1

USt / 6.6 ft - V 63A

RAIL (ft)	82	98	115	131	148	164	180	197	213
233.3	198.4 198.4 198.4 198.4 198.4 198.4 198.4								
228	185.2	185.2	185.2	185.2	185.2	185.2	185.2	198.4	198.4
211.6	158.7	158.7	158.7	158.7	158.7	158.7	158.7	158.7	172
195.2	119.1	119.1	119.1	119.1	119.1	119.1	132.3	132.3	132.3
178.8	92.6	92.6	92.6	92.6	92.6	92.6	92.6	105.8	105.8
162.4	66.1	66.1	66.1	66.1	66.1	66.1	66.1	79.4	79.4
146	52.9	52.9	52.9	52.9	52.9	52.9	52.9	52.9	52.9
129.6	52.9	52.9	39.7	39.7	39.7	39.7	52.9	39.7	39.7
113.2	39.7	39.7	39.7	39.7	39.7	39.7	39.7	39.7	39.7
96.8	26.5	39.7	26.5	26.5	26.5	26.5	26.5	26.5	39.7
80.4	26.5	39.7	26.5	26.5	26.5	26.5	26.5	26.5	39.7
64	26.5	39.7	26.5	26.5	26.5	26.5	26.5	26.5	26.5

USt / 5.2 ft City - ZD 463

RAIL (ft)	82	98	115	131	148	164	180	197	213
167	99.2 99.2 99.2								
161.4	93.7	93.7	93.7	93.7	99.2				
155.8	93.7	93.7	88.2	93.7	93.7	93.7		99.2	99.2
150.6	88.2	88.2	82.7	88.2	88.2	88.2	93.7	93.7	93.7
134.2	77.2	77.2	77.2	77.2	71.7	71.7	77.2	77.2	71.7
117.8	71.7	71.7	66.1	66.1	66.1	66.1	60.6	60.6	60.6
101.4	71.7	71.7	66.1	66.1	66.1	60.6	60.6	60.6	55.1
85	71.7	71.7	66.1	66.1	66.1	60.6	60.6	60.6	55.1
68.6	71.7	71.7	66.1	66.1	66.1	60.6	60.6	60.6	55.1
52.2	71.7	71.7	66.1	66.1	66.1	60.6	60.6	60.6	55.1

USt / 5.2 ft - ZD 4230

RAIL (ft)	82	98	115	131	148	164	180	197	213
146	93.7 93.7 93.7 93.7 93.7 93.7								
140.8	88.2	88.2	88.2	88.2	88.2	88.2	93.7	93.7	93.7
124.3	77.2	77.2	77.2	77.2	77.2	77.2	77.2	77.2	77.2
107.9	71.7	71.7	71.7	71.7	66.1	66.1	66.1	66.1	66.1
91.5	71.7	71.7	71.7	71.7	66.1	66.1	60.6	60.6	66.1
75.1	71.7	71.7	71.7	71.7	66.1	66.1	60.6	60.6	60.6
58.7	71.7	71.7	71.7	71.7	66.1	66.1	60.6	60.6	60.6

USt / 6.6 ft - V 60A

RAIL (ft)	82	98	115	131	148	164	180	197	213
211.3	145.5 145.5 145.5 145.5 145.5 145.5								
206	145.5	145.5	145.5	145.5	145.5	145.5	145.5	145.5	
200.5	132.3	132.3	132.3	132.3	132.3	132.3	132.3	132.3	145.5
184.1	105.8	92.6	105.8	105.8	105.8	92.6	105.8	105.8	119.1
167.7	79.4	66.1	66.1	66.1	66.1	66.1	79.4	79.4	92.6
151.3	66.1	66.1	52.9	52.9	52.9	52.9	66.1	66.1	66.1
134.8	52.9	52.9	52.9	52.9	52.9	52.9	52.9	52.9	52.9
118.4	39.7	39.7	39.7	39.7	39.7	39.7	39.7	39.7	39.7
102	39.7	39.7	39.7	39.7	39.7	26.5	26.5	26.5	39.7
85.6	39.7	39.7	39.7	39.7	39.7	26.5	26.5	26.5	39.7
69.2	39.7	39.7	39.7	39.7	39.7	26.5	26.5	26.5	39.7
52.8	39.7	39.7	39.7	39.7	39.7	26.5	26.5	26.5	39.7

USt / 6.6 ft - ZD 463

RAIL (ft)	82	98	115	131	148	164	180	197	213
173.6	137.8 132.3 132.3 132.3 132.3 132.3								
168	121.3	121.3	121.3	121.3	121.3	121.3	126.8		
162.4	110.2	110.2	110.2	110.2	110.2	110.2	115.7	126.8	132.3
146	93.7	93.7	88.2	93.7	93.7	93.7	99.2	99.2	99.2
129.6	77.2	77.2	77.2	77.2	77.2	77.2	77.2	77.2	77.2
113.2	66.1	66.1	66.1	66.1	66.1	60.6	60.6	60.6	60.6
97.1	66.1	66.1	66.1	66.1	66.1	60.6	55.1	55.1	55.1
80.7	66.1	66.1	66.1	66.1	66.1	60.6	55.1	55.1	55.1
64.3	66.1	66.1	66.1	66.1	66.1	60.6	55.1	55.1	55.1

Load curves



▲▲▲▲ (ft)		56	66	72	82	89	98	105	115	121	131	138	148	154	164	171	180	187	197	203	213	ft
▲▲▲▲	Ust	▲▲▲▲										▲▲▲▲										
▲▲▲▲	5.5 Ust	▲▲▲▲										▲▲▲▲										
213	10 → 53	10.5	8.8	7.9	6.8	6.2	5.5	5.5	5.1	4.7	4.4	4.1	3.8	3.6	3.3	3.1	2.85	2.65	2.4	2.15	2.05	Ust
	10 → 58	11	9.7	8.7	7.5	6.9	6	5.6	5.5	5.1	4.6	4.3	4	3.7	3.5	3.3	3	2.8	2.5	2.3	2.05	Ust P+
197	10 → 57	11	9.5	8.6	7.4	6.8	6	5.5	5.5	5.1	4.6	4.3	3.9	3.7	3.4	3.3	3.1	2.95	2.75			Ust
	10 → 62	11	10.3	9.2	8	7.2	6.3	5.7	5.5	5.1	4.7	4.4	4	3.8	3.5	3.3	3.1	2.95	2.8			Ust P+
180	10 → 62	11	10.4	9.4	8.2	7.5	6.6	6.2	5.5	5.1	4.7	4.3	4.1	3.8	3.5	3.3	3.1					Ust
	10 → 65	11	11	10	8.7	8	7.1	6.6	6	5.6	5.5	5.1	4.7	4.4	4.2	3.9	3.7	3.4				Ust P+
164	10 → 66	11	11	10	8.7	8	7.1	6.6	6	5.6	5.5	5.1	4.7	4.4	4.1							Ust
	10 → 68	11	11	10.4	9	8.3	7.4	6.8	6.1	5.6	5.5	5.2	4.8	4.5	4.2							Ust P+
148	10 → 67	11	11	10.1	8.8	8.1	7.2	6.7	6	5.7	5.5	5.3	4.9									Ust
	10 → 69	11	11	10.5	9.1	8.3	7.4	6.9	6.2	5.8	5.5	5.4	5									Ust P+
131	10 → 68	11	11	10.3	9	8.3	7.3	6.8	6.2	5.8	5.5											Ust
	10 → 69	11	11	10.6	9.2	8.4	7.5	7	6.3	5.9	5.5											Ust P+
115	10 → 69	11	11	10.5	9.1	8.4	7.5	6.9	6.3													Ust
	10 → 70	11	11	10.7	9.3	8.5	7.6	7	6.4													Ust P+
98	10 → 70	11	11	10.7	9.3	8.6	7.6															Ust
	10 → 71	11	11	10.8	9.4	8.6	7.7															Ust P+
82	10 → 69	11	11	10.6	9.2																	Ust
	10 → 70	11	11	10.6	9.2																	Ust P+

$W = W - 0.53 \text{ Ust max.}$



▲▲▲▲ (ft)		56	66	72	82	89	98	105	115	121	131	138	148	154	164	171	180	187	197	203	213	ft
▲▲▲▲	Ust	▲▲▲▲										▲▲▲▲										
▲▲▲▲	5.5 Ust	▲▲▲▲										▲▲▲▲										
213	8 → 53	10.6	8.9	8	7	6.4	5.6	5.4	4.8	4.5	4.1	3.9	3.6	3.4	3.1	2.95	2.65	2.45	2.2	1.95	1.8	Ust
	8 → 58	11	9.8	8.8	7.6	7	6.1	5.7	5.2	4.8	4.4	4.1	3.8	3.5	3.3	3.1	2.8	2.6	2.3	2.1	1.85	Ust P+
197	8 → 58	11	9.7	8.7	7.6	6.9	6.1	5.7	5.3	4.9	4.5	4.2	3.9	3.7	3.4	3.2	2.9	2.7	2.55			Ust
	8 → 62	11	10.4	9.3	8.1	7.4	6.6	6.1	5.5	5.2	4.8	4.4	4.1	3.8	3.5	3.3	3.1	2.85	2.6			Ust P+
180	8 → 63	11	10.5	9.5	8.3	7.6	6.7	6.3	5.7	5.4	5	4.7	4.3	4	3.7	3.5	3.3					Ust
	8 → 66	11	11	10	8.7	8	7.1	6.6	5.9	5.5	5.1	4.8	4.4	4.1	3.8	3.6	3.4					Ust P+
164	8 → 67	11	11	10.1	8.8	8.1	7.2	6.7	6.1	5.7	5.3	4.9	4.5	4.2	3.9							Ust
	8 → 69	11	11	10.5	9.1	8.4	7.4	6.9	6.2	5.7	5.3	5	4.6	4.3	4							Ust P+
148	8 → 67	11	11	10.2	8.9	8.2	7.3	6.8	6.1	5.8	5.4	5.1	4.7									Ust
	8 → 69	11	11	10.5	9.2	8.4	7.5	7	6.3	5.9	5.5	5.2	4.8									Ust P+
131	8 → 69	11	11	10.4	9.1	8.4	7.4	6.9	6.3	5.9	5.5											Ust
	8 → 70	11	11	10.6	9.3	8.5	7.6	7	6.4	6	5.5											Ust P+
115	8 → 70	11	11	10.6	9.2	8.5	7.6	7	6.4													Ust
	8 → 71	11	11	10.7	9.3	8.6	7.6	7.1	6.4													Ust P+
98	8 → 71	11	11	10.8	9.4	8.7	7.7															Ust
	8 → 71	11	11	10.9	9.5	8.7	7.7															Ust P+
82	8 → 70	11	11	10.7	9.3																	Ust
	8 → 70	11	11	10.7	9.3																	Ust P+

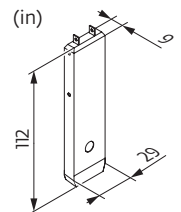
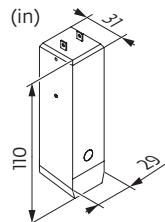
$W = W - 0.18 \text{ Ust max.}$

Jib weight & counter-jib ballast

▲▲▲▲	▲▲▲▲ (lb) - 50 LVF (+/- 5%)			▲▲▲▲		▲▲▲▲ (lb)
	▲▲▲▲	▲▲▲▲	▲▲▲▲	7.937 lb	2.425 lb	
213 ft	24.403	23.940	24.590	4	4	41.447
197 ft	23.962	23.499	24.149	4	4	41.447
180 ft	23.257	22.860	23.455	4	4	41.447
164 ft	22.595	22.198	22.794	4	4	41.447
148 ft	21.821	21.425	22.020	4	3	39.022
131 ft	20.962	20.565	21.160	4	2	36.597
115 ft	19.903	19.507	20.102	4	1	34.172
98 ft	18.797	18.400	18.995	4	0	31.747
82 ft	17.690	17.293	17.888	3	2	28.660

CAU - 7.937 lb

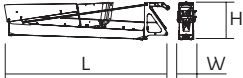
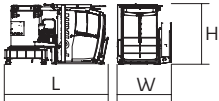



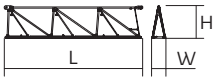
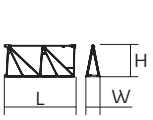



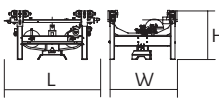

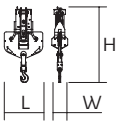

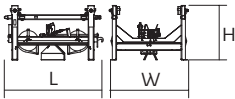

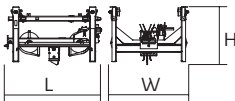


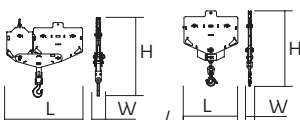


CAV - 2.425 lb


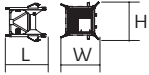
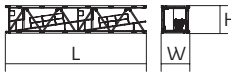


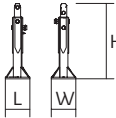

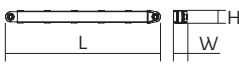
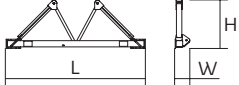
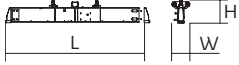
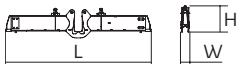
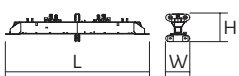
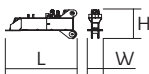


Dimensions and weight

Slewing crane part:  213 ft -  -  50 LVF



Slewing crane part		L (ft)	W (ft)	H (ft)	lb (+/- 5%)
Counter-jib		36.7	5	8.3	13,096
Towerhead + cab	 Ultra View  5.2 ft  6.6 ft	15.4 15.6	7.5 7.5	8.2 8.2	12,507 14,716
Jib section	 ① 50 LVF 6 DVF	35.8	9.6	8.6	9,943
Jib section	 ②	33.7	3.4	7.9	4,156
Jib section	 ③ ④ ⑤ ⑦ ⑧ ⑩	17.2 17 17 17 17 16.9	3.4 3.4 3.4 3.4 3.4 3.4	7.7 7.6 7.6 6.3 6.2 3.9	1,654 1,327 1,327 860 774 529
Jib section	 ⑥ ⑨	17 16.9	3.4 3.4	7.6 6.2	1,058 661
Jib section	 ⑪	16.7	3.4	3.8	441
Hoisting winch (+ rope)	 50 LVF 50 LVF GH	5 5.3	3 4.2	2.8 3.9	2,646 4,101
Trolley	  11 USt	5.9	4.4	3.2	362
Pulley block	  11 USt	3.3	1.4	6.6	441
Trolley	  11 USt	5.4	4.3	3	362
Trolley	  11 USt  5.5 USt	5.2 5.2	4.3 4.2	3 3	353 507
Pulley block	  11 USt  5.5 USt	5.4 3.6	0.8 0.5	5.6 4.9	675 695

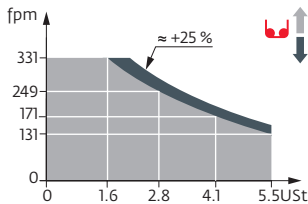
Crane tower			L (ft)	W (ft)	H (ft)	lb (+/- 5%)
Telescopic cage T41 Telescopic cage T61		▧ 5.2 ft ▧ 6.6 ft	35.6 35.5	12.3 13.6	13.5 14.7	15,653 21,385
K40/K40 K60/K60		▧ 5.2 ft ▧ 6.6 ft	7.3 7.3	6.9 8.1	6.8 8.2	3,208 4,365
K 447B K 447E KM 447E KM 449E K 649B KM 649E		▧ 5.2 ft ▧ 5.2 ft ▧ 5.2 ft ▧ 5.2 ft ▧ 6.6 ft ▧ 6.6 ft	33.5 33.5 33.5 33.5 33.6 33.8	5.5 5.3 5.3 5.3 6.8 6.7	5.3 5.3 5.3 5.3 6.7 6.7	7,606 7,474 7,088 8,448 11,663 10,692
K 447A KMT 447A K 449A KMT 449A KR 649A KRMT 649A K 639A KMT 649A		▧ 5.2 ft ▧ 5.2 ft ▧ 5.2 ft ▧ 5.2 ft ▧ 6.6 ft ▧ 6.6 ft ▧ 6.6 ft ▧ 6.6 ft	17.1 17.1 17.1 17.1 17.2 17.2 17.2 17.2	5.5 5.5 5.5 5.5 6.9 6.9 6.8 6.8	5.3 5.3 5.3 5.3 6.8 6.8 6.7 6.7	4,079 3,847 4,916 4,696 7,165 6,724 6,184 5,666
K 447C K 649C KRMT 649C		▧ 5.2 ft ▧ 6.6 ft ▧ 6.6 ft	11.3 11.7 11.7	5.5 6.8 6.9	5.3 6.7 6.8	2,998 4,376 5,401
Fixing angles		P 41A P 602B	1.2 2.1	1.2 2.1	3.7 4.2	293 650
Basic mast unit		S 41A V 60A V 63A	11.9 16.4 32.9	6.4 7.9 7.9	6.8 7.9 7.9	6,537 9,674 16,502
Struts		S 41A V 60A V 63A	10.4 14.8 14.8	0.9 1 1.1	0.8 1 1.1	489 919 1,135
Half-bearer		S 41A V 60A V 63A	16.7 22 22	2 2.3 2.3	5.8 7.6 7.6	2,524 3,519 4,079
Cross girder		ZD 4230	21.8	2.7	3.4	4,035
Cross girder		ZD 4230	21.8	1.5	4.4	4,707
Cross girder		ZD 463	25.1	3.8	4.5	7,904
1/2 Cross girder		ZD 463	11.2	2.3	4.4	3,649

Mechanisms

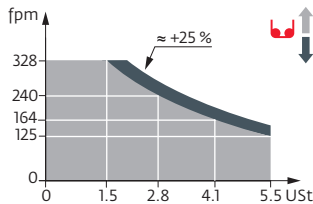
480 V - 60 Hz											hp	kW	
	50 LVF 25 Optima	fpm	131	171	249	331	66	85	125	164	50	37	912 ft
		USt	5.5	4.1	2.8	1.6	11	8.3	5.5	3.3			
	50 LVF 25 GH Optima	fpm	125	164	240	328	62	82	121	164	50	37	1,690 ft
		USt	5.5	4.1	2.8	1.5	11	8.3	5.5	3.2			
	6 DVF 4 Optima	fpm	0 → 262 (11 USt) 0 → 328 (2.2 USt)								5.5	4	
	RVF 162 Optima+	rpm	0 → 0.8								2 x 7.5	2 x 5.5	

480 V (+6% -10%) 60 Hz	50 LVF / 50 LVF GH: 58 → 38 kVA	

50 LVF 25 Optima



50 LVF 25 GH Optima



These mast combinations meet the EN 14439 and ASME B30.3-2012 specifications for "out of service" wind conditions, provided the illustrated wind speed matches required design wind for the location of the tower crane. The "out of service" design wind speed was determined in accordance with ASCE 7-10, Figure 26.5-A. The wind velocity, used for this configuration was 98 mph (158 kph), which represents a nominal design 3-second wind gust at 33 ft (10 m) above ground for Exposure B category A. Factor of 0.85 was applied to the 50-year ultimate design wind speed of 115 mph (185 kph), per ASCE 37-02, with the assumption that this crane is considered a temporary structure used during a construction period of 2 years or less.

- Jib elevation
- Standard equipment
- Options
- Potain Plus function: Plus load curves
- Hook heights with Plus load curves
- Reactions in service
- Reactions out of service
- Total ballast weight
- Jib weight
- Lorry 44 ft
- Container High Cube 40 ft. and/or Flat Rack 20 ft
- Hoisting
- Trolleying
- Slewing
- Travelling
- Required power
- Power Control Function: winch speeds adapted to the available power
- Consult us

This commercial document is not legally binding. For any technical information, please refer to the corresponding instructions.

